

2019 SA STATE CHAMPIONSHIPS - ROUND 4

(incorporating CAFNIX SERIES - ROUND 3)

The Bend Motorsports Park : November 10



Statewide Roof Restorations : SUPERSPORT

Race 2

Date: 10/11/19
Event: R08
Weather: Partly cloudy - Temp: 20.0C
Track: Dry

Started at: 14:14:51
Laps: 8
Starters: 18
Printed at: 14:43

PROVISIONAL CLASSIFICATION

Pos	No	Gr	Name	Machine	Laps	Race Time	Behind Leader	Behind Prev	Fastest Lap	On Lap	Top Speed
1	29	A	Ted COLLINS (VIC)	Suzuki GSXR 600	8	15:59.904			1:58.796	8	254
2	31	A	John HUNT (SA)	Suzuki GSXR 600	8	16:20.506	20.602	20.602	2:01.075	3	253
3	153	B	Tim DONNON (SA)	Suzuki GSXR 600	8	16:21.275	21.371	.769	2:01.241	4	257
4	9	A	Evan BYLES (SA) / SA Motorcycles	Kawasaki ZX6R 600	8	16:31.787	31.883	10.512	2:02.515	7	242
5	98	C	Michael VILLANI (SA) / Villani Jewellers	Suzuki GSXR 600	8	16:34.455	34.551	2.668	2:01.478	3	248
6	101	C	Alexander PHILLIPS-HUGHES (SA) / M&D Racing	Suzuki GSXR 600	8	16:34.613	34.709	.158	2:02.884	6	251
7	6	C	Eric ARIA (SA)	Yamaha R6 600	8	16:59.874	59.970	25.261	2:01.290	4	248
8	75	B	Gavin MUDIE (NSW) / Motogarage Canberra	Yamaha R6 600	8	17:09.889	1:09.985	10.015	2:06.607	3	246
9	144	D	Dylan KYLE-LITTLE (SA)	Suzuki GSXR 600	8	17:13.202	1:13.298	3.313	2:07.091	6	241
10	90	B	Libero BELLETTI (SA)	Suzuki GSXR 600	8	17:16.150	1:16.246	2.948	2:07.684	6	247
11	93	B	Jack DAVIS (SA)	Suzuki GSXR 600	8	17:16.248	1:16.344	.098	2:07.003	6	238
12	71	C	Dave CROUCH (SA) / Rival Homes / Send It Moto	Suzuki GSX 600	8	17:50.706	1:50.802	34.458	2:10.052	2	237
13	91	C	Benjamin LIEBIG (SA) / Lees Spot On M-c / Schill Auto	Triumph Dayt. 675	8	17:52.359	1:52.455	1.653	2:10.623	7	243
14	767	C	Dylan GILBERT (SA) / Gilbert Design & Construct	Yamaha R6 600	8	17:56.122	1:56.218	3.763	2:12.565	8	241
15	28	C	Wade SWEET (SA) / South Coast Small Engines	Triumph Dayt. 675	8	18:00.948	2:01.044	4.826	2:13.476	3	238
16	181	D	Paul LITTLEBOY (SA)	Suzuki GSXR 600	8	18:07.044	2:07.140	6.096	2:13.863	3	234
17	422	D	Jason ZHONG (SA)	Kawasaki ZX6R 600	7	16:30.031	1 Lap		2:18.898	5	230
18	103		Oscar MCPHERSON	Yamaha R6 600	7	19:11.958	1 Lap	2:41.927	2:16.004	6	232

Fastest Lap was 1:58.796 by Ted COLLINS (VIC)

Current race lap record for SS class - 1:56.404 by Cru HALLIDAY (NSW) on a Yamaha YZF-R6 set on 22/04/18

*** Rider 98 (Michael VILLANI (SA)) - 10 second penalty imposed by Clerk of Course for jumped start ***

The results are provisional until the end of the time limit for protests and appeals.


Chief Timekeeper - Scott Laing

Clerk of Course - Chris Peake



COMPUTIME RACE TIMING SYSTEMS PTY LTD

9 Timber Lane, Glen Waverley Vic 3150. Ph: (03) 9803-7110
www.computime.com.au scott@computime.com.au



2019 SA STATE CHAMPIONSHIPS - ROUND 4

(incorporating CAFNIX SERIES - ROUND 3)

The Bend Motorsports Park : November 10



Statewide Roof Restorations : SUPERSPORT

Race 2

Date: 10/11/19
Event: R08
Weather: Partly cloudy - Temp: 20.0C
Track: Dry

Started at: 14:14:51
Laps: 8
Starters: 18
Printed at: 14:43

PROVISIONAL LAP TIMES

No	Name	Lap 1	Lap 2	Lap 3	Lap 4	Lap 5	Lap 6	Lap 7	Lap 8
6	Eric ARIA (SA)	2:07.861	2:02.027	2:01.299	2:01.290	2:01.600	2:03.740	2:03.619	2:38.438
9	Evan BYLES (SA)	2:08.830	2:03.954	2:03.755	2:03.225	2:03.573	2:03.217	2:02.515	2:02.718
28	Wade SWEET (SA)	2:21.307	2:16.343	2:13.476	2:14.097	2:13.870	2:13.600	2:13.488	2:14.767
29	Ted COLLINS (VIC)	2:03.889	1:59.143	1:59.073	1:59.330	2:00.768	1:58.950	1:59.955	1:58.796
31	John HUNT (SA)	2:06.938	2:02.024	2:01.075	2:01.571	2:02.189	2:03.430	2:01.176	2:02.103
71	Dave CROUCH (SA)	2:14.063	2:10.052	2:11.043	2:13.845	2:16.425	2:16.150	2:15.926	2:13.202
75	Gavin MUDIE (NSW)	2:14.741	2:09.644	2:06.607	2:07.067	2:06.733	2:08.891	2:07.919	2:08.287
90	Liberio BELLETTI (SA)	2:14.989	2:09.571	2:10.728	2:08.192	2:08.257	2:07.684	2:08.158	2:08.571
91	Benjamin LIEBIG (SA)	2:20.687	2:16.820	2:16.907	2:13.565	2:11.906	2:10.661	2:10.623	2:11.190
93	Jack DAVIS (SA)	2:21.944	2:09.414	2:08.605	2:07.782	2:07.430	2:07.003	2:07.041	2:07.029
98	Michael VILLANI (SA)	2:05.290	2:02.654	2:01.478	2:01.493	2:02.926	2:05.291	2:02.370	2:02.953
101	Alexander PHILLIPS-HUGHES (SA)	2:08.863	2:03.311	2:03.332	2:04.330	2:03.895	2:02.884	2:04.057	2:03.941
103	Oscar MCPHERSON	2:38.694	2:47.225	2:17.791	2:59.452	2:23.808	2:16.004	3:48.984	
144	Dylan KYLE-LITTLE (SA)	2:16.717	2:08.385	2:10.633	2:08.003	2:07.424	2:07.091	2:07.368	2:07.581
153	Tim DONNON (SA)	2:06.621	2:02.707	2:01.714	2:01.241	2:02.603	2:02.761	2:01.524	2:02.104
181	Paul LITTLEBOY (SA)	2:22.303	2:15.646	2:13.863	2:14.457	2:15.676	2:14.895	2:15.173	2:15.031
422	Jason ZHONG (SA)	2:27.925	2:20.933	2:20.730	2:20.375	2:18.898	2:20.520	2:20.650	
767	Dylan GILBERT (SA)	2:21.555	2:14.801	2:13.359	2:14.017	2:13.152	2:13.325	2:13.348	2:12.565

*** Rider 98 (Michael VILLANI (SA)) - 10 second penalty imposed by Clerk of Course for jumped start ***

The results are provisional until the end of the time limit for protests and appeals.


Chief Timekeeper - Scott Laing

Clerk of Course - Chris Peake



COMPUTIME RACE TIMING SYSTEMS PTY LTD

9 Timber Lane, Glen Waverley Vic 3150. Ph: (03) 9803-7110
www.computime.com.au scott@computime.com.au



2019 SA STATE CHAMPIONSHIPS - ROUND 4

(incorporating CAFNIX SERIES - ROUND 3)

The Bend Motorsports Park : November 10



Statewide Roof Restorations : SUPERSPORT

Race 2

Date: 10/11/19
Event: R08
Weather: Partly cloudy - Temp: 20.0C
Track: Dry

Started at: 14:14:51
Laps: 8
Starters: 18
Printed at: 14:43

PROVISIONAL SPLIT TIMES

Lap	Split 1	Split 2	Split 3	Split 4	Lap Time	Spd	Lap	Split 1	Split 2	Split 3	Split 4	Lap Time	Spd
6 Eric ARIA (SA) (7th)							2	26.450	33.999	30.725	30.850	2:02.024	253
1	31.351	34.173	30.992	31.345	2:07.861	211	3	26.595	33.402	30.667	30.411	2:01.075	248
2	26.772	33.857	29.935	31.463	2:02.027	245	4	26.574	33.490	30.466	31.041	2:01.571	249
3	26.779	33.600	30.669	30.251	2:01.299	244	5	26.491	33.769	30.836	31.093	2:02.189	248
4	26.672	33.570	30.792	30.256	2:01.290	247	6	27.358	34.361	30.895	30.816	2:03.430	244
5	26.502	33.499	30.856	30.743	2:01.600	248	7	26.623	33.717	30.296	30.540	2:01.176	245
6	27.069	34.194	31.099	31.378	2:03.740	243	8	26.450	34.046	30.728	30.879	2:02.103	246
7	26.864	34.760	30.938	31.057	2:03.619	243							
8	27.132	34.252	1:02.765	34.289	2:38.438	243							
9 Evan BYLES (SA) (4th)							2	28.533	35.808	33.295	32.416	2:10.052	237
1	31.944	34.543	31.063	31.280	2:08.830	204	3	28.724	36.244	33.350	32.725	2:11.043	236
2	27.470	34.429	30.942	31.113	2:03.954	241	4	28.848	37.163	33.959	33.875	2:13.845	237
3	27.344	34.547	30.940	30.924	2:03.755	241	5	29.748	37.917	34.985	33.775	2:16.425	224
4	27.164	33.984	31.228	30.849	2:03.225	240	6	29.816	37.530	34.641	34.163	2:16.150	230
5	27.550	34.386	30.735	30.902	2:03.573	240	7	29.445	38.369	34.502	33.610	2:15.926	233
6	27.618	34.002	30.618	30.979	2:03.217	239	8	28.890	38.071	33.442	32.799	2:13.202	237
7	27.348	33.594	30.684	30.889	2:02.515	238							
8	26.965	33.962	30.912	30.879	2:02.718	242							
28 Wade SWEET (SA) (15th)							2	27.463	35.205	32.063	31.876	2:06.607	243
1	35.418	38.426	34.171	33.292	2:21.307	194	3	27.967	35.745	31.754	31.601	2:07.067	241
2	29.608	38.634	34.294	33.807	2:16.343	238	4	27.967	35.745	31.754	31.601	2:07.067	241
3	28.885	38.074	33.453	33.064	2:13.476	238	5	27.567	35.528	31.914	31.724	2:06.733	243
4	29.350	37.916	33.539	33.292	2:14.097	233	6	28.346	36.636	31.958	31.951	2:08.891	241
5	29.276	37.916	33.460	33.218	2:13.870	233	7	27.867	35.994	31.993	32.065	2:07.919	243
6	29.347	38.135	33.380	32.738	2:13.600	236	8	27.981	36.038	32.102	32.166	2:08.287	242
7	28.791	37.949	33.584	33.164	2:13.488	236							
8	28.825	38.057	33.812	34.073	2:14.767	238							
29 Ted COLLINS (VIC) (1st)							2	27.813	35.896	32.109	31.866	2:07.684	246
1	30.285	33.443	30.297	29.864	2:03.889	213	3	28.486	36.524	33.005	32.713	2:10.728	247
2	26.020	33.225	29.949	29.949	1:59.143	252	4	28.192	35.826	32.047	32.127	2:08.192	239
3	26.050	33.250	29.939	29.834	1:59.073	253	5	28.206	36.081	31.852	32.118	2:08.257	241
4	26.009	33.472	30.002	29.847	1:59.330	253	6	27.813	35.896	32.109	31.866	2:07.684	246
5	26.762	33.923	29.926	30.157	2:00.768	253	7	28.082	35.915	32.210	31.951	2:08.158	243
6	25.990	33.336	29.905	29.719	1:58.950	253	8	28.128	36.344	32.162	31.937	2:08.571	244
7	25.998	33.354	30.509	30.094	1:59.955	254							
8	25.844	33.305	29.896	29.751	1:58.796	254							
31 John HUNT (SA) (2nd)							2	29.593	38.245	34.879	34.103	2:16.820	232
1	30.883	34.370	30.916	30.769	2:06.938	211	3	30.332	38.309	34.314	33.952	2:16.907	220
71 Dave CROUCH (SA) (12th)							1	33.287	35.835	32.742	32.199	2:14.063	208
75 Gavin MUDIE (NSW) (8th)							1	33.645	36.082	32.453	32.561	2:14.741	197
90 Libero BELLETTI (SA) (10th)							1	34.311	36.615	32.229	31.834	2:14.989	205
91 Benjamin LIEBIG (SA) (13th)							1	34.171	37.578	34.535	34.403	2:20.687	202

Chief Timekeeper - Scott Laing

Clerk of Course - Chris Peake



COMPUTIME RACE TIMING SYSTEMS PTY LTD

9 Timber Lane, Glen Waverley Vic 3150. Ph: (03) 9803-7110
www.computime.com.au scott@computime.com.au



2019 SA STATE CHAMPIONSHIPS - ROUND 4

(incorporating CAFNIX SERIES - ROUND 3)

The Bend Motorsports Park : November 10



Statewide Roof Restorations : SUPERSPORT

Race 2

Date: 10/11/19
Event: R08
Weather: Partly cloudy - Temp: 20.0C
Track: Dry

Started at: 14:14:51
Laps: 8
Starters: 18
Printed at: 14:43

PROVISIONAL SPLIT TIMES

Lap	Split 1	Split 2	Split 3	Split 4	Lap Time	Spd	Lap	Split 1	Split 2	Split 3	Split 4	Lap Time	Spd
4	29.094	36.937	34.483	33.051	2:13.565	231	6	29.644	38.081	34.324	33.955	2:16.004	228
5	28.548	37.449	33.070	32.839	2:11.906	241	7	29.128	1:29.261	1:50.595		3:48.984	224
6	28.362	36.317	33.243	32.739	2:10.661	241	144 Dylan KYLE-LITTLE (SA) (9th)						
7	28.221	36.376	33.215	32.811	2:10.623	243	1	34.727	37.208	32.961	31.821	2:16.717	206
8	28.689	36.797	33.206	32.498	2:11.190	237	2	27.836	35.369	32.602	32.578	2:08.385	238
93 Jack DAVIS (SA) (11th)							3	28.069	36.121	33.542	32.901	2:10.633	239
1	34.491	41.111	33.416	32.926	2:21.944	199	4	28.405	35.451	32.073	32.074	2:08.003	239
2	28.590	36.285	32.416	32.123	2:09.414	238	5	28.211	35.201	31.784	32.228	2:07.424	241
3	28.384	36.151	32.113	31.957	2:08.605	233	6	27.639	35.103	31.808	32.541	2:07.091	236
4	28.098	35.840	31.911	31.933	2:07.782	233	7	27.918	35.188	32.016	32.246	2:07.368	235
5	28.017	35.809	31.872	31.732	2:07.430	234	8	27.542	35.528	31.954	32.557	2:07.581	236
6	27.810	35.515	31.943	31.735	2:07.003	234	153 Tim DONNON (SA) (3rd)						
7	28.183	35.734	31.675	31.449	2:07.041	233	1	31.121	34.013	30.893	30.594	2:06.621	212
8	27.610	35.554	32.273	31.592	2:07.029	236	2	26.541	34.044	30.754	31.368	2:02.707	253
98 Michael VILLANI (SA) (5th)							3	26.777	33.595	30.815	30.527	2:01.714	251
1	29.183	34.169	31.329	30.609	2:05.290	209	4	26.677	33.541	30.556	30.467	2:01.241	252
2	27.068	34.135	30.988	30.463	2:02.654	246	5	27.340	33.617	30.782	30.864	2:02.603	253
3	26.956	33.682	30.645	30.195	2:01.478	245	6	26.567	34.337	31.028	30.829	2:02.761	257
4	26.791	33.599	30.657	30.446	2:01.493	245	7	26.434	33.747	30.501	30.842	2:01.524	251
5	26.962	34.376	30.893	30.695	2:02.926	244	8	26.451	34.235	30.673	30.745	2:02.104	252
6	27.455	35.296	31.710	30.830	2:05.291	244	181 Paul LITTLEBOY (SA) (16th)						
7	26.991	34.072	31.069	30.238	2:02.370	248	1	36.162	39.008	33.520	33.613	2:22.303	179
8	26.795	33.985	31.354	30.819	2:02.953	248	2	29.480	38.087	34.202	33.877	2:15.646	234
101 Alexander PHILLIPS-HUGHES (SA) (6th)							3	29.232	37.800	33.304	33.527	2:13.863	233
1	32.264	34.653	30.903	31.043	2:08.863	208	4	29.512	38.396	33.074	33.475	2:14.457	234
2	26.773	34.830	30.552	31.156	2:03.311	248	5	29.874	39.237	33.346	33.219	2:15.676	233
3	27.232	34.979	30.622	30.499	2:03.332	245	6	29.949	38.231	33.371	33.344	2:14.895	226
4	27.060	34.954	31.662	30.654	2:04.330	244	7	29.456	38.447	33.602	33.668	2:15.173	231
5	27.801	34.740	30.702	30.652	2:03.895	245	8	29.552	38.459	33.490	33.530	2:15.031	232
6	26.801	35.101	30.499	30.483	2:02.884	251	422 Jason ZHONG (SA) (17th)						
7	27.699	34.848	30.792	30.718	2:04.057	245	1	37.064	39.948	35.884	35.029	2:27.925	193
8	26.839	35.564	30.781	30.757	2:03.941	247	2	30.805	39.391	35.642	35.095	2:20.933	230
103 Oscar MCPHERSON (18th)							3	31.502	39.300	35.639	34.289	2:20.730	204
1	35.818	40.455	34.543	47.878	2:38.694	177	4	30.856	39.501	35.283	34.735	2:20.375	214
2	1:00.408	38.766	34.260	33.791	2:47.225	134	5	30.014	38.732	35.224	34.928	2:18.898	229
3	29.332	39.034	34.400	35.025	2:17.791	232	6	30.545	39.567	35.339	35.069	2:20.520	228
4	1:09.638	40.527	34.545	34.742	2:59.452	221	7	31.023	39.271	35.182	35.174	2:20.650	220
5	29.650	38.267	33.832	42.059	2:23.808	214							


Chief Timekeeper - Scott Laing

Clerk of Course - Chris Peake



COMPUTIME RACE TIMING SYSTEMS PTY LTD

9 Timber Lane, Glen Waverley Vic 3150. Ph: (03) 9803-7110
www.computime.com.au scott@computime.com.au



2019 SA STATE CHAMPIONSHIPS - ROUND 4



(incorporating CAFNIX SERIES - ROUND 3)

The Bend Motorsports Park : November 10



Statewide Roof Restorations : SUPERSPORT

Race 2

Date: 10/11/19
Event: R08
Weather: Partly cloudy - Temp: 20.0C
Track: Dry

Started at: 14:14:51
Laps: 8
Starters: 18
Printed at: 14:43

PROVISIONAL SPLIT TIMES

Lap	Split 1	Split 2	Split 3	Split 4	Lap Time	Spd	Lap	Split 1	Split 2	Split 3	Split 4	Lap Time	Spd
767 Dylan GILBERT (SA) (14th)							6	28.964	37.724	33.320	33.317	2:13.325	227
1	36.498	38.175	33.746	33.136	2:21.555	193	7	28.965	37.722	33.242	33.419	2:13.348	231
2	28.945	38.405	33.747	33.704	2:14.801	241	8	28.439	37.941	32.898	33.287	2:12.565	236
3	28.656	37.661	33.698	33.344	2:13.359	235							
4	28.994	37.837	33.694	33.492	2:14.017	235							
5	28.886	37.685	33.231	33.350	2:13.152	232							

*** Rider 98 (Michael VILLANI (SA)) - 10 second penalty imposed by Clerk of Course for jumped start ***

The results are provisional until the end of the time limit for protests and appeals.


Scott Laing
Chief Timekeeper - Scott Laing

.....
Clerk of Course - Chris Peake



COMPUTIME RACE TIMING SYSTEMS PTY LTD

9 Timber Lane, Glen Waverley Vic 3150. Ph: (03) 9803-7110
www.computime.com.au scott@computime.com.au



2019 SA STATE CHAMPIONSHIPS - ROUND 4



(incorporating CAFNIX SERIES - ROUND 3)

The Bend Motorsports Park : November 10



Statewide Roof Restorations : SUPERSPORT

Race 2

Date: 10/11/19
Event: R08
Weather: Partly cloudy - Temp: 20.0C
Track: Dry

Started at: 14:14:51
Laps: 8
Starters: 18
Printed at: 14:43

PROVISIONAL FASTEST LAPS SEQUENCE

Lap	Race Pos	No	Name	Machine	Fastest Lap	On Lap
1	1	29	Ted COLLINS (VIC)	Suzuki GSXR 600	2:03.889	1
2	1	29	Ted COLLINS (VIC)	Suzuki GSXR 600	1:59.143	2
3	1	29	Ted COLLINS (VIC)	Suzuki GSXR 600	1:59.073	3
6	1	29	Ted COLLINS (VIC)	Suzuki GSXR 600	1:58.950	6
8	1	29	Ted COLLINS (VIC)	Suzuki GSXR 600	1:58.796	8

*** Rider 98 (Michael VILLANI (SA)) - 10 second penalty imposed by Clerk of Course for jumped start ***

The results are provisional until the end of the time limit for protests and appeals.

.....

Chief Timekeeper - Scott Laing

.....
Clerk of Course - Chris Peake



COMPUTIME RACE TIMING SYSTEMS PTY LTD

9 Timber Lane, Glen Waverley Vic 3150. Ph: (03) 9803-7110
www.computime.com.au scott@computime.com.au



2019 SA STATE CHAMPIONSHIPS - ROUND 4

(incorporating CAFNIX SERIES - ROUND 3)

The Bend Motorsports Park : November 10



Statewide Roof Restorations : SUPERSPORT

Race 2

Date: 10/11/19
Event: R08
Weather: Partly cloudy - Temp: 20.0C
Track: Dry

Started at: 14:14:51
Laps: 8
Starters: 18
Printed at: 14:43

PROVISIONAL LAP SHEET

No	Lap Time	Gap	No	Lap Time	Gap	No	Lap Time	Gap	No	Lap Time	Gap	No	Lap Time	Gap
Lap 1			28	2:16.343	34.618	93	2:07.782	46.310	75	2:08.891	52.530	422	2:20.650	1 lap
29	2:03.889		181	2:15.646	34.917	71	2:13.845	47.568	144	2:07.091	57.100	9	2:02.718	31.883
98	2:05.290	1.401	422	2:20.933	45.826	767	2:14.017	1:02.297	90	2:07.684	58.268	101	2:03.941	34.709
153	2:06.621	2.732	103	2:47.225	1:22.887	28	2:14.097	1:03.788	93	2:07.003	1:01.025	6	2:38.438	59.970
31	2:06.938	3.049	Lap 3			181	2:14.457	1:04.834	103	2:23.808	1 lap	75	2:08.287	1:09.985
6	2:07.861	3.972	29	1:59.073		91	2:13.565	1:06.544	71	2:16.150	1:20.425	144	2:07.581	1:13.298
9	2:08.830	4.941	98	2:01.478	7.317	422	2:20.375	1:28.528	767	2:13.325	1:29.056	90	2:08.571	1:16.246
101	2:08.863	4.974	31	2:01.075	7.932	Lap 5			91	2:10.661	1:29.393	93	2:07.029	1:16.344
71	2:14.063	10.174	153	2:01.714	8.937	29	2:00.768		28	2:13.600	1:31.540	71	2:13.202	1:50.802
75	2:14.741	10.852	6	2:01.299	9.082	31	2:02.189	11.594	181	2:14.895	1:35.687	91	2:11.190	1:52.455
90	2:14.989	11.100	101	2:03.332	13.401	98	2:02.926	11.638	Lap 7			767	2:12.565	1:56.218
144	2:16.717	12.828	9	2:03.755	14.434	6	2:01.600	11.874	29	1:59.955		28	2:14.767	2:01.044
91	2:20.687	16.798	75	2:06.607	28.887	153	2:02.603	12.683	422	2:20.520	1 lap	181	2:15.031	2:07.140
28	2:21.307	17.418	71	2:11.043	33.053	9	2:03.573	21.134	31	2:01.176	17.295	103	3:48.984	1 lap
767	2:21.555	17.666	90	2:10.728	33.183	101	2:03.895	21.528	153	2:01.524	18.063			
93	2:21.944	18.055	144	2:10.633	33.630	103	2:59.452	1 lap	6	2:03.619	20.328			
181	2:22.303	18.414	93	2:08.605	37.858	75	2:06.733	42.589	98	2:02.370	20.394			
422	2:27.925	24.036	767	2:13.359	47.610	144	2:07.424	48.959	9	2:02.515	27.961			
103	2:38.694	34.805	28	2:13.476	49.021	90	2:08.257	49.534	101	2:04.057	29.564			
Lap 2			181	2:13.863	49.707	93	2:07.430	52.972	75	2:07.919	1:00.494			
29	1:59.143		91	2:16.907	52.309	71	2:16.425	1:03.225	144	2:07.368	1:04.513			
98	2:02.654	4.912	422	2:20.730	1:07.483	767	2:13.152	1:14.681	90	2:08.158	1:06.471			
31	2:02.024	5.930	103	2:17.791	1:41.605	28	2:13.870	1:16.890	93	2:07.041	1:08.111			
153	2:02.707	6.296	Lap 4			91	2:11.906	1:17.682	103	2:16.004	1 lap			
6	2:02.027	6.856	29	1:59.330		181	2:15.676	1:19.742	71	2:15.926	1:36.396			
101	2:03.311	9.142	98	2:01.493	9.480	422	2:18.898	1:46.658	91	2:10.623	1:40.061			
9	2:03.954	9.752	31	2:01.571	10.173	Lap 6			767	2:13.348	1:42.449			
71	2:10.052	21.083	153	2:01.241	10.848	29	1:58.950		28	2:13.488	1:45.073			
75	2:09.644	21.353	6	2:01.290	11.042	31	2:03.430	16.074	181	2:15.173	1:50.905			
90	2:09.571	21.528	9	2:03.225	18.329	153	2:02.761	16.494	Lap 8					
144	2:08.385	22.070	101	2:04.330	18.401	6	2:03.740	16.664	29	1:58.796				
93	2:09.414	28.326	75	2:07.067	36.624	98	2:05.291	17.979	31	2:02.103	20.602			
767	2:14.801	33.324	90	2:08.192	42.045	9	2:03.217	25.401	153	2:02.104	21.371			
91	2:16.820	34.475	144	2:08.003	42.303	101	2:02.884	25.462	98	2:02.953	24.551			

*** Rider 98 (Michael VILLANI (SA)) - 10 second penalty imposed by Clerk of Course for jumped start ***

The results are provisional until the end of the time limit for protests and appeals.


Chief Timekeeper - Scott Laing

Clerk of Course - Chris Peake



COMPUTIME RACE TIMING SYSTEMS PTY LTD

9 Timber Lane, Glen Waverley Vic 3150. Ph: (03) 9803-7110
www.computime.com.au scott@computime.com.au



2019 SA STATE CHAMPIONSHIPS - ROUND 4



(incorporating CAFNIX SERIES - ROUND 3)

The Bend Motorsports Park : November 10



Statewide Roof Restorations : SUPERSPORT

Race 2

Date: 10/11/19
 Event: R08
 Weather: Partly cloudy - Temp: 20.0C
 Track: Dry

Started at: 14:14:51
 Laps: 8
 Starters: 18
 Printed at: 14:43

PROVISIONAL LAP CHART

Grid	1	2	3	4	5	6	7	8
29	29	29	29	29	29	29	29	29
31	98	98	98	98	31	31	31	31
101	153	31	31	31	98	153	153	153
153	31	153	153	153	6	6	6	98
98	6	6	6	6	153	98	98	9
9	9	101	101	9	9	9	9	101
91	101	9	9	101	101	101	101	6
6	71	71	75	75	75	75	75	75
75	75	75	71	90	144	144	144	144
93	90	90	90	144	90	90	90	90
90	144	144	144	93	93	93	93	93
144	91	93	93	71	71	71	71	71
767	28	767	767	767	767	767	91	91
181	767	91	28	28	28	91	767	767
71	93	28	181	181	91	28	28	28
28	181	181	91	91	181	181	181	181
103	422	422	422	422	422			
422	103	103	103				103	
174								

*** Rider 98 (Michael VILLANI (SA)) - 10 second penalty imposed by Clerk of Course for jumped start ***

The results are provisional until the end of the time limit for protests and appeals.


Chief Timekeeper - Scott Laing

Clerk of Course - Chris Peake



COMPUTIME RACE TIMING SYSTEMS PTY LTD

9 Timber Lane, Glen Waverley Vic 3150. Ph: (03) 9803-7110
 www.computime.com.au scott@computime.com.au



2019 SA STATE CHAMPIONSHIPS - ROUND 4



(incorporating CAFNIX SERIES - ROUND 3)



The Bend Motorsports Park : November 10

Statewide Roof Restorations : SUPERSPORT

Race 2

Date: 10/11/19
 Event: R08
 Weather: Partly cloudy - Temp: 20.0C
 Track: Dry

Started at: 14:14:51
 Laps: 8
 Starters: 18
 Printed at: 14:43

PROVISIONAL LAP CHART

	1	2	3	4	5	6	7	8
29 Ted COLLINS (VIC)	29	29	29	29	29	29	29	29
98 Michael VILLANI (S)	31	98	98	98	98	31	31	31
153 Tim DONNON (SA)	101	153	31	31	31	98	153	153
31 John HUNT (SA)	153	31	153	153	153	6	6	6
6 Eric ARIA (SA)	98	6	6	6	6	153	98	98
9 Evan BYLES (SA)	9	9	101	101	9	9	9	9
101 Alexander PHILLIP	91	101	9	9	101	101	101	101
71 Dave CROUCH (S)	6	71	71	75	75	75	75	75
75 Gavin MUDIE (NS)	75	75	75	71	90	144	144	144
90 Libero BELLETTI (93	90	90	90	144	90	90	90
144 Dylan KYLE-LITTL	90	144	144	144	93	93	93	93
91 Benjamin LIEBIG (144	91	93	93	71	71	71	71
28 Wade SWEET (SA)	767	28	767	767	767	767	767	91
767 Dylan GILBERT (S)	181	767	91	28	28	28	91	767
93 Jack DAVIS (SA)	71	93	28	181	181	91	28	28
181 Paul LITTLEBOY (28	181	181	91	91	181	181	181
422 Jason ZHONG (SA)	103	422	422	422	422	422	422	422
103 Oscar MCPHERSO	422	103	103	103	103	103	103	103
	174							

*** Rider 98 (Michael VILLANI (SA)) - 10 second penalty imposed by Clerk of Course for jumped start ***

The results are provisional until the end of the time limit for protests and appeals.

Chief Timekeeper - Scott Laing

Clerk of Course - Chris Peake



COMPUTIME RACE TIMING SYSTEMS PTY LTD

9 Timber Lane, Glen Waverley Vic 3150. Ph: (03) 9803-7110
 www.computime.com.au scott@computime.com.au



2019 SA STATE CHAMPIONSHIPS - ROUND 4

(incorporating CAFNIX SERIES - ROUND 3)

The Bend Motorsports Park : November 10



Statewide Roof Restorations : SUPERSPORT

Race 2

Date: 10/11/19
Event: R08
Weather: Partly cloudy - Temp: 20.0C
Track: Dry

Started at: 14:14:51
Laps: 8
Starters: 18
Printed at: 14:43

PROVISIONAL BEST PARTIAL TIMES

Pos	Split 1		Split 2		Split 3		Split 4		LAP		
	Name	Time	Name	Time	Name	Time	Name	Time	Name	Ideal	Fastest
1	T. COLLINS	25.844	T. COLLINS	33.225	T. COLLINS	29.896	M. VILLANI	20.195	M. VILLANI	1:51.230	2:01.478
2	T. DONNON	26.434	J. HUNT	33.402	E. ARIA	29.935	T. COLLINS	29.719	T. COLLINS	1:58.684	1:58.796
3	J. HUNT	26.450	E. ARIA	33.499	J. HUNT	30.296	E. ARIA	30.251	E. ARIA	2:00.187	2:01.290
4	E. ARIA	26.502	T. DONNON	33.541	A. PHILLIPS-H	30.499	J. HUNT	30.411	J. HUNT	2:00.559	2:01.075
5	A. PHILLIPS-H	26.773	E. BYLES	33.594	T. DONNON	30.501	T. DONNON	30.467	T. DONNON	2:00.943	2:01.241
6	M. VILLANI	26.791	M. VILLANI	33.599	E. BYLES	30.618	A. PHILLIPS-H	30.483	E. BYLES	2:02.026	2:02.515
7	E. BYLES	26.965	A. PHILLIPS-H	34.653	M. VILLANI	30.645	E. BYLES	30.849	A. PHILLIPS-H	2:02.408	2:02.884
8	G. MUDIE	27.463	D. KYLE-LITTL	35.103	J. DAVIS	31.675	J. DAVIS	31.449	G. MUDIE	2:06.023	2:06.607
9	D. KYLE-LITTL	27.542	G. MUDIE	35.205	G. MUDIE	31.754	G. MUDIE	31.601	J. DAVIS	2:06.249	2:07.003
10	J. DAVIS	27.610	J. DAVIS	35.515	D. KYLE-LITTL	31.784	D. KYLE-LITTL	31.821	D. KYLE-LITT	2:06.250	2:07.091
11	L. BELLETTI	27.813	D. CROUCH	35.808	L. BELLETTI	31.852	L. BELLETTI	31.834	L. BELLETTI	2:07.325	2:07.684
12	B. LIEBIG	28.221	L. BELLETTI	35.826	D. CROUCH	32.742	D. CROUCH	32.199	D. CROUCH	2:09.282	2:10.052
13	D. GILBERT	28.439	B. LIEBIG	36.317	D. GILBERT	32.898	B. LIEBIG	32.498	B. LIEBIG	2:10.106	2:10.623
14	D. CROUCH	28.533	D. GILBERT	37.661	B. LIEBIG	33.070	W. SWEET	32.738	D. GILBERT	2:12.134	2:12.565
15	W. SWEET	28.791	P. LITTLEBOY	37.800	P. LITTLEBOY	33.074	D. GILBERT	33.136	W. SWEET	2:12.825	2:13.476
16	O. MCPHERS	29.128	W. SWEET	37.916	W. SWEET	33.380	P. LITTLEBOY	33.219	P. LITTLEBOY	2:13.325	2:13.863
17	P. LITTLEBOY	29.232	O. MCPHERS	38.081	O. MCPHERS	33.832	O. MCPHERS	33.791	O. MCPHERS	2:14.832	2:16.004
18	J. ZHANG	30.014	J. ZHANG	38.732	J. ZHANG	35.182	J. ZHANG	34.289	J. ZHANG	2:18.217	2:18.898

*** Rider 98 (Michael VILLANI (SA)) - 10 second penalty imposed by Clerk of Course for jumped start ***

The results are provisional until the end of the time limit for protests and appeals.


Chief Timekeeper - Scott Laing

Clerk of Course - Chris Peake



COMPUTIME RACE TIMING SYSTEMS PTY LTD

9 Timber Lane, Glen Waverley Vic 3150. Ph: (03) 9803-7110
www.computime.com.au scott@computime.com.au



2019 SA STATE CHAMPIONSHIPS - ROUND 4

(incorporating CAFNIX SERIES - ROUND 3)

The Bend Motorsports Park : November 10



Statewide Roof Restorations SUPERSPORT PROVISIONAL FINAL CHAMPIONSHIP POINTS

SUPERSPORT - SA CHAMPIONSHIP

Pos	No	Name	Rnd 1 Feb	Rnd 2 Easter	Rnd 3 MoMP	Rnd 4 Race 1	Rnd 4 Race 2	Total
1	101	Alexander PHILLIPS-HUGHES	31	54	78	14	15	192
2	91	Ben LIEBIG	33	56	64	11	8	172
3	6	Eric ARIA	35	49	54	15	14	167
4	28	Wade SWEET	13	56	46	5	6	126
5	31	John HUNT			85	20	20	125
6		Graeme KOSCHMANN	27	68	30			125
7		Dallas SKEER		100				100
8	767	Dylan GILBERT		34	49	7	7	97
9	9	Evan BYLES	17		45	17	17	96
10		Royce ROWE	50	40				90
11	153	Tim DONNON	36			18	18	72
12	98	Michael VILLANI	34			16	16	66
13		Campbell RUSSELL			64			64
14	90	Libero BELLETTI			36	10	11	57
15	181	Paul LITTLEBOY		11	35	6	5	57
16	70	Brenton EDWARDS		29	28			57
17	99	William STRUGNELL			56			56
18		David REDDEN		55				55
19	93	Jack DAVIS	23		8	12	10	53
20		Chris GREENE		53				53
21	29	Ted COLLINS				25	25	50
22	52	Simon SWEENEY			33			33
23	75	Gavin MUDIE				13	13	26
24		Josh HARRIS			26			26
25	144	Dylan KYLE-LITTLE				9	12	21
26	77	Stewart LOVIE	20					20
27		Laura BAILIE	20					20
28		Harry ZANKER	18					18
29	71	Dave CROUCH				8	9	17
30	24	Gareth DEACON	15					15
31		Domenic SIROKY	13					13
32		Brad SWINTON			11			11
33		Kelly FIVEASH	11					11
34	422	Jason ZHONG					4	4
35	103	Oscar MCPHERSON					3	3

SUPERSPORT - CAFNIX SERIES

Pos	No	Name	Rnd 1 Feb	Rnd 2 Apr	Rnd 3 Race 1	Rnd 3 Race 2	Total
1	153	Tim DONNON	37	34	25	25	121
2	98	Michael VILLANI	35	45	20	20	120

Chief Timekeeper - Scott Laing

Clerk of Course - Chris Peake



COMPUTIME RACE TIMING SYSTEMS PTY LTD

9 Timber Lane, Glen Waverley Vic 3150. Ph: (03) 9803-7110

www.computime.com.au

scott@computime.com.au



2019 SA STATE CHAMPIONSHIPS - ROUND 4

(incorporating CAFNIX SERIES - ROUND 3)

The Bend Motorsports Park : November 10



Statewide Roof Restorations SUPERSPORT PROVISIONAL FINAL CHAMPIONSHIP POINTS

SUPERSPORT - CAFNIX SERIES

Pos	No	Name	Rnd 1 Feb	Rnd 2 Apr	Rnd 3 Race 1	Rnd 3 Race 2	Total
3		Royce ROWE	50	45			95
4	6	Eric ARIA	36		18	18	72
5	91	Ben LIEBIG	34	36			70
6	181	Paul LITTLEBOY		31	14	13	58
7		Harry ZANKER	23	16			39
8	144	Dylan KYLE-LITTLE			16	17	33
9	90	Libero BELLETTI			17	16	33
10	71	Dave CROUCH			15	15	30
11		Julian GALEWSKI		28			28
12		Jackson HAESE		28			28
13	93	Jack DAVIS	28				28
14	28	Wade SWEET			13	14	27
15	77	Stewart LOVIE	25				25
16		Laura BAILIE	25				25
17	24	Gareth DEACON	20				20
18		Domenic SIROKY	15				15
19	168	Kelly FIVEASH	14				14
20	422	Jason ZHONG				12	12
21	103	Oscar MCPHERSON				11	11


Chief Timekeeper - Scott Laing

.....
Clerk of Course - Chris Peake



COMPUTIME RACE TIMING SYSTEMS PTY LTD

9 Timber Lane, Glen Waverley Vic 3150. Ph: (03) 9803-7110
www.computime.com.au scott@computime.com.au

